

STRITORQUE®

HDD Servo Motors AB

HDD/ICM 09N

Data sheet

Electrical data

Value	unit	Pa winding	Ma winding
Number of poles		20	20
Number of pole pairs		10	10
Inductance/Phase	mH	4.9	1.23
Resistance/Phase	Ohm	1.9	0.47
Resistance/Phase-phase	Ohm	3.9	0.94
Back EMF/Phase-Phase RMS	Vs/rad	0.84	0.42
Back EMF @ 1000 rpm	V	88	44
Torque constant (RMS)	Nm/A	1.46	0.73
Max rail voltage	V	750	750
Recommended peak current	A	13	26
Torque at recommended peak current	Nm	16.4	16.4

For higher torques, see next page. The torque constant is defined as the back EMF; friction losses are ignored. Back EMF standard deviation is about 2%; the range -6% to +6% should thus include 99.7% of the motors. Data are based on a sample of over 2000 motors.

Mechanical data (resolver feedback)

Value	unit	HDD09N		ICM09N	
		no brake	brake	no brake	brake
J	kgcm ²	6.1	6.5	5.5	5.9
Mass	kg	3.6	4.2	3.0	3.6

Insulation class

The insulation system complies with the requirements of EEC LV Directive 73/23/EEC and 93/68/EEC. Test report E9911111E01.

Protection class

HDD motors comply with the requirements for IP-65. IP-67 is available on request.

Thermistor

Overheat protection consists of triple PTC thermistors (one on each phase).

R @ 25 C	100 to 350 Ohm
R @ 145 C	< 1650 Ohm
R @ 155 C	> 4 kOhm

Holding brake

Torque	Nm	9
J	kgcm ²	0.4
Voltage	VDC	24
Power	W	12

Motor name structure

Type	Flange size	Stator length	Winding	Feedback	Power connector	Brake	Shaft key	Options
HDD	09	N	- Pa	- A	- A	- A	- A	- AAA

Type HDD = shaft motor, ICM = internal coupling motor.

Flange size Approximate in cm. 09 = 92 mm.

Stator length E (shortest), J, N, Q, S (longest).

Winding Pa suitable for 3000 rpm at rail voltage 560V
Ma suitable for 3000 rpm at rail voltage 320V

Feedback See the feedback list on www.hdd.se

Power connector Many different pinouts available; see www.hdd.se

Brake A = no brake, D = holding brake. Data see above.

Shaft key A = shaft with keyway (standard), B = shaft without keyway.

Options AAA = standard. For other options please contact HDD.

HDD Servo motors AB

Stallarholmsvägen 40, S-12459 Bandhagen, Stockholm

sales@hdd.se

www.hdd.se

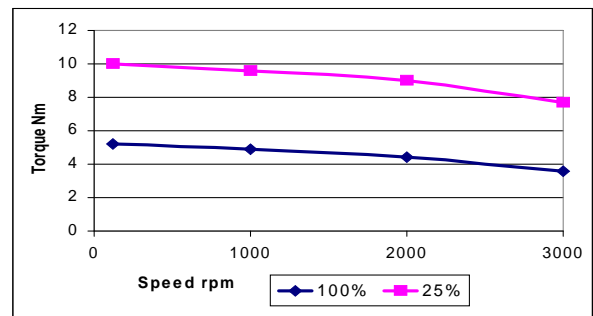
Tel +46 8 868780

Fax +46 8 995153

Nm00122j 09N July2014 1/2

Torque at 90°C temp rise, in Nm

Speed	Duty cycle	
	100%	25%
100rpm	5.2	10.0
1000rpm	4.9	9.6
2000rpm	4.4	9.0
3000rpm	3.6	7.7



Current at 90°C temp rise, in Ampere rms

Winding	100% Duty cycle		25% Duty cycle	
	Pa	Ma	Pa	Ma
locked rotor	3.4	6.3		
100rpm	3.9	7.4	7.8	14.8
1000rpm	3.8	7.2	7.6	14.4
3000rpm	3.3	6.3	6.9	13.0

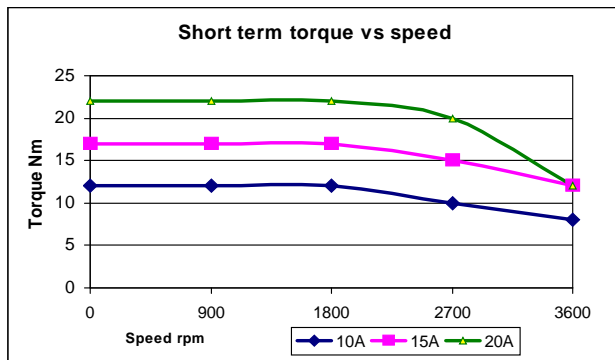
Data were measured on an HDD 09N-Pa series motor mounted on a vertical 260 x 200 x 12 mm aluminum plate in free air, with a winding temperature rise of 90°C and driven by a commercially available inverter. Data for Ma windings were calculated.

Important note on peak torque and currents

The HDD/ICM motors are capable of high peak torques. The coupling inside the ICM is however limited to 15 Nm peak. At very high peak torques the permitted pulse time is very limited as a high current in a very small motor causes rapid temperature rise in the copper winding. The protection thermistor will not react fast enough to protect the winding during high pulse loads. A 20A rms current to a HDD09N-Pa will give some 23.3 Nm, but the copper winding temperature will increase with some 42°C **per second**. This is not a problem for short pulses of < 0.5 seconds as long as the rms value of the current is kept below some 3.3 A. The short term torque graph below represents acceleration ramps at various commanded currents; the actual currents are lower as the driver has not been able to compensate for the high acceleration.

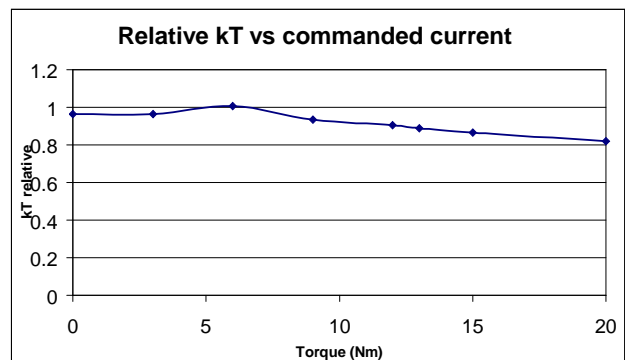
Torque at various commanded currents

HDD 09N-Pa at 560V rail voltage



kT derating factor

Low speed, HDD09N-Pa



Maximum load on shaft at life expectancy 20,000 h (shaft motors only)

Maximal axial load (push): 350 N at 500 rpm, 100 N at 3000 rpm. Maximal axial load (pull): 50 N at all speeds.

Maximal radial load at zero axial load is given by the curves below. For special cases please contact HDD for calculations.

